



Wolters Kluwer

When you have to be right

*Submitting
UpToDate[®]
CME for the
American Board
of Internal
Medicine (ABIM)
MOC Points*

A STEP-BY-STEP GUIDE

www.uptodate.com
www.wolterskluwer.com



UpToDate CME for ABIM MOC

UPTODATE MAKES IT EASY TO SUBMIT CME FOR ABIM MAINTENANCE OF CERTIFICATION (MOC)

The American Board of Internal Medicine (ABIM) accepts *AMA PRA Category 1 Credit™* earned from use of UpToDate for Maintenance of Certification (MOC) point requirements¹.

- **Save time.** Earning ABIM MOC points becomes part of the regular clinical workflow.
- **No cost.** UpToDate is pleased to offer this feature as part of your UpToDate subscription.
- **Easy submission.** Submit credits electronically directly from UpToDate to ABIM.

This guide outlines the simple steps to submit UpToDate CME credits to ABIM as part of the same user-friendly process used to redeem credits.

- Accrue CME with UpToDate. Set your tracking method to *AMA PRA Category 1 Credit™*
- Redeem CME.
- Add ABIM as a Board.
- Select CME credits from a particular year to submit.
- Review and submit.
- Monitor your MOC Status and History page for updates.

CERTIFICATION YEAR SUBMISSION TIMING

Check the ABIM website for your ABIM MOC requirements and submission deadlines.

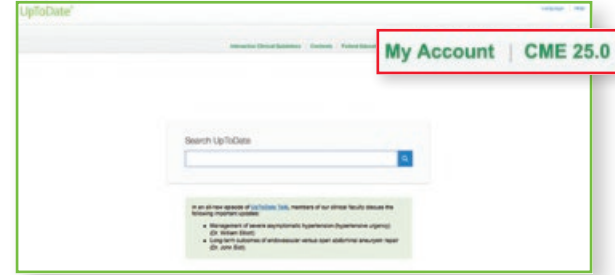
Submit CME credits for ABIM MOC

Access the MOC submission process from any of the following locations:

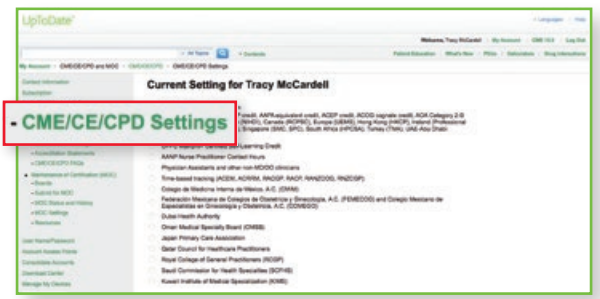
- My Account on the top toolbar
- CME tally on the top toolbar
- CME from left menu
- CME Certificate

1 CME Tracking
Earn 0.5 AMA PRA Category 1 Credit™ for each clinical question researched when you are logged in to UpToDate. ABIM only accepts AMA PRA Category 1 Credit™ for MOC points.


- To confirm the proper settings, log in to UpToDate, click on the **My Account** or **CME** tab.



- Select **CME/CE/CPD Settings** from the left menu and choose **AMA PRA Category 1 Credit™** as your tracking method.



2 Redeem UpToDate credits.
• Select **Process My CME/CE/CPD** to redeem CME and generate certificate.²
For more information on how to redeem CME, please review the CME Guide by visiting uptodate.com/home/uptodate-user-academy



3 Add ABIM as a board.
• Click on **Boards** from the Maintenance of Certification menu or the **Boards** icon to access the **Add Board** screen.

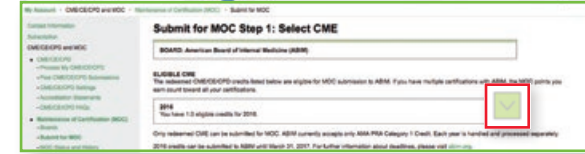


- Complete the form. Some information will be pre-filled. Please make sure that name, ABIM ID and birthdate match exactly to your ABIM record to prevent submissions from being rejected.



4 Select redeemed credits from a particular year to submit.
• Click **Add** to see a confirmation of ABIM being added to your list of available Boards.
You only need to add ABIM as a board once to support all ABIM MOC submissions.


5 Review and Submit.
• Click **Submit for MOC** to select CME eligible for submission.
You may see that you have eligible credits from multiple calendar years. However, the ABIM requires you submit them separately.



6 Review Status and History.
• Click **Submit** to complete your submission request. You will see a notification confirming your submission.
There are four status classifications:
Pending: As soon as credits are submitted, they will be marked as Pending.
Approved: The ABIM has accepted your MOC submission and your credit has been approved.



- Select the year that you wish to submit by clicking the **green down arrow** within the given year.
- Click **Next** to continue.
- Check the first box to grant UpToDate permission to submit your information to ABIM. You must grant UpToDate access in order to submit on your behalf.
- Opt in to be notified of accepted submissions. You will be notified of any rejections regardless of whether you opt in for email notifications.



It can take up to 48 hours for ABIM to approve your submission.
Rejected: This is a rejection by ABIM. You will be notified by email of a rejection. Follow the steps indicated within the rejection message to submit your credits again. This message will provide details on what occurred and how to correct it.
Failed: This status indicates a problem with the *transmission* and will require that you submit your credits again.

Additional Options

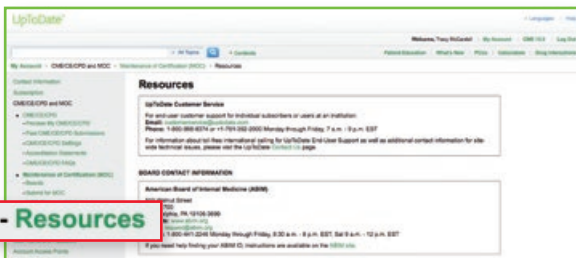
MOC Settings can be edited. Be sure your ABIM ID and birthdate match exactly to your ABIM record.

Contact UpToDate Customer Service for assistance in changing your name.



The screenshot shows the UpToDate user interface. The main content area is titled "MOC Settings" and contains a form for "PERSONAL INFORMATION" with fields for First Name, Last Name, Email Address, and Birthdate. Below this is a section for "ABIM SETTINGS" with a dropdown menu for "Board of Internal Medicine (ABIM)" set to "ABIM". A red box highlights the "MOC Settings" link in the left sidebar.

Resources identifies the appropriate contacts for assistance.



The screenshot shows the UpToDate user interface. The main content area is titled "Resources" and contains information about "UpToDate Customer Service" and "BOARD CONTACT INFORMATION" for the "American Board of Internal Medicine (ABIM)". A red box highlights the "Resources" link in the left sidebar.

¹ American Board of Internal Medicine's (ABIM) Maintenance of Certification (MOC) Program.

² Successful completion of this CME activity, which includes participation in the evaluation component, enables the participant to earn up to 0.5 MOC points per Internet point-of-care activity in the American Board of Internal Medicine's (ABIM) Maintenance of Certification (MOC) program. Participants will earn MOC points equivalent to the amount of CME credits claimed for the activity. It is the CME activity provider's responsibility to submit participant completion information to ACCME for the purpose of granting ABIM MOC credit.



Contact Us

END-USER CUSTOMER SUPPORT

To reach end-user customer support for **individual subscribers or users at an institution**, please contact:

EMAIL

customerservice@uptodate.com

PHONE

1-800-998-6374 or +1-781-392-2000
Monday through Friday, 7 a.m. – 9 p.m.
(Eastern Time)